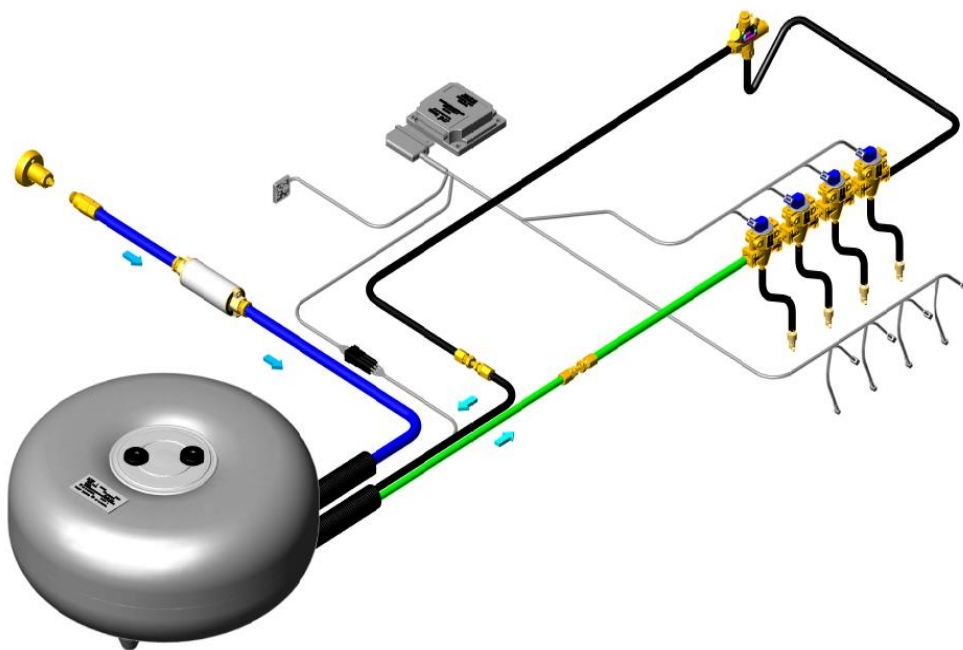




ICOM FUEL FILL HOUSING INSTALLATION INSTRUCTIONS



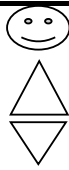
P15X4-9244-AB

Revision: B - Dated 10/20/15

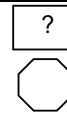
Replaces: A - Dated 1/7/15

TABLE OF CONTENTS


PROCESS #	PROCESS NAME	REV
P15X4-9244-0010	INSTALL CHROME ICOM FUEL FILL HOUSING AND FILL VALVE	A
P15X4-9244-0020	INSTALL BLACK ICOM FUEL FILL HOUSING AND FILL VALVE	A



INSPECTION
TORQUE
CRITICAL PROCESS



ITEM NUMBER
OPERATION




30) REMOVE THE (4) SCREWS, WASHERS AND NUTS FROM THE FUEL FILL



40) INSTALL THE FUEL FILL HOUSING ONTO THE VEHICLE; VERIFY HOUSING IS CENTERED AND FITS FLUSH TO THE VEHICLE

MARK THE (4) ATTACHMENT HOLES ONTO THE VEHICLE PANEL

USING A DRILL WITH A 1/4" DRILL BIT, DRILL OUT THE (4) ATTACHMENT HOLES



50) INSERT THE (4) SCREWS INTO THE FUEL FILL HOUSING; FROM THE BACKSIDE OF THE VEHICLE PANEL, INSTALL THE (4) WASHERS & NUTS ONTO THE SCREWS AND SECURELY TIGHTEN WITH A PHILLIPS SCREWDRIVER AND 10mm SOCKET WRENCH

ITEM	PART NUMBER	QTY	DESCRIPTION	TORQUE	TOOLS
					PHILLIPS SCREWDRIVER
					10mm SOCKET WRENCH
					DRILL
					1/4" DRILL BIT
PROCESS NAME					REV
INSTALL CHROME ICOM FUEL FILL HOUSING & FILL VALVE (OPTIONAL)					B
PROCESS NUMBER					PAGE
P15X4-9244-0010					2 OF 2



INSPECTION

TORQUE


CRITICAL PROCESS



ITEM NUMBER



OPERATION



10) OBTAIN (1) ICOM BLACK FILL HOUSING KIT (A); (1) FILL VALVE (B); (1) LOCK WASHER (C) AND (1) ATTACHMENT NUT (D)

20) DETERMINE LOCATION FOR THE FUEL FILL HOUSING ON VEHICLE IN CLOSE PROXIMITY TO THE FILL PORT ON THE TANK

***NOTE**

IMPORTANT - FOR EXTERNAL MOUNTED TANKS WHERE THE FUEL FILL HOSE ENTERS AN ENCLOSED AREA (I.E. PASSENGER COMPARTMENT), A VAPOR SEAL HOSE (KANAFLEX HOSE) MUST BE INSTALLED BETWEEN THE FILL HOUSING AND THE FUEL TANK TO CONCEAL THE FUEL FILTER AND HOSE FITTINGS - THIS MUST BE CONSIDERED WHEN LOCATING THE FILL HOUSING ON THE VEHICLE

30) REFERENCE WORK INSTRUCTION P11X-9211-AA FOR INSTALLATION OF THE BLACK ICOM FUEL FILL HOUSING

ITEM	PART NUMBER	QTY	DESCRIPTION	TORQUE		TOOLS
A	9301-AA	1	FUEL FILL HOUSING (CHROME)	1	25Nm +/- 2.5	TORQUE WRENCH
B	650000	1	REMOTE FILL VALVE ASSY			22mm CROWFOOT
C	PIA	1	WASHER - REMOTE FILL VALVE LOCK			
D	PIA	1	NUT - REMOTE FILL VALVE			
PROCESS NAME						REV
INSTALL BLACK ICOM FUEL FILL HOUSING & FILL VALVE (OPTIONAL)						B
PROCESS NUMBER						PAGE
P15X4-9244-0020						1 OF 1